VARIOKOFFER SET X-CASE X30

Variokoffer Set X-Case X30 I Set de valises Vario X-CASE X30 I Juego de maletas Vario X-CASE X30 I Set valigie Vario X-CASE X30

Art.-Nr: **30186-002**



WARNING!

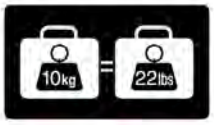

MAXIMUM WEIGHT



MAXIMUM SPEED, CHECK LOCAL LAWS.



ALWAYS SECURE AND LOCK PRODUCTS.



ONLY USE RECOMMENDED CLEANING PRODUCTS.



CASES ARE NOT DESIGNED TO PROTECT FRAGILE OBJECTS.



1 M. MINIMUM DISTANCE WITH POWER WASHER.

PFLEGE UND WARTUNG
CARE AND MAINTENANCE
ENTRETIEN ET MAINTENANCE

DEA International Metzmeier Co.

ACCESORIES
OPTIONAL

Art.-Nr: **43747-302** INNENTASCHENSET
INNER POCKET SET
PAIRE DE SACOCHES INTÉRIEURES



Art.-Nr: **30164-200** CODIERBARE SCHLÖSSER
CODED LOCKS
SERRURES CODÉES



Art.-Nr: **30187-002** ADAPTER X-RACK



INCLUDED

INNENNETZ
INNER NET
FILET INTÉRIEUR



P&A International
Peitzmeier Co.

Fassungsvermögen 1 modularer Helm I Modular Helmet 1 capacity I I Capacity of 1 modular helmet





P and A International
Peitzmeier Co.

OPEN

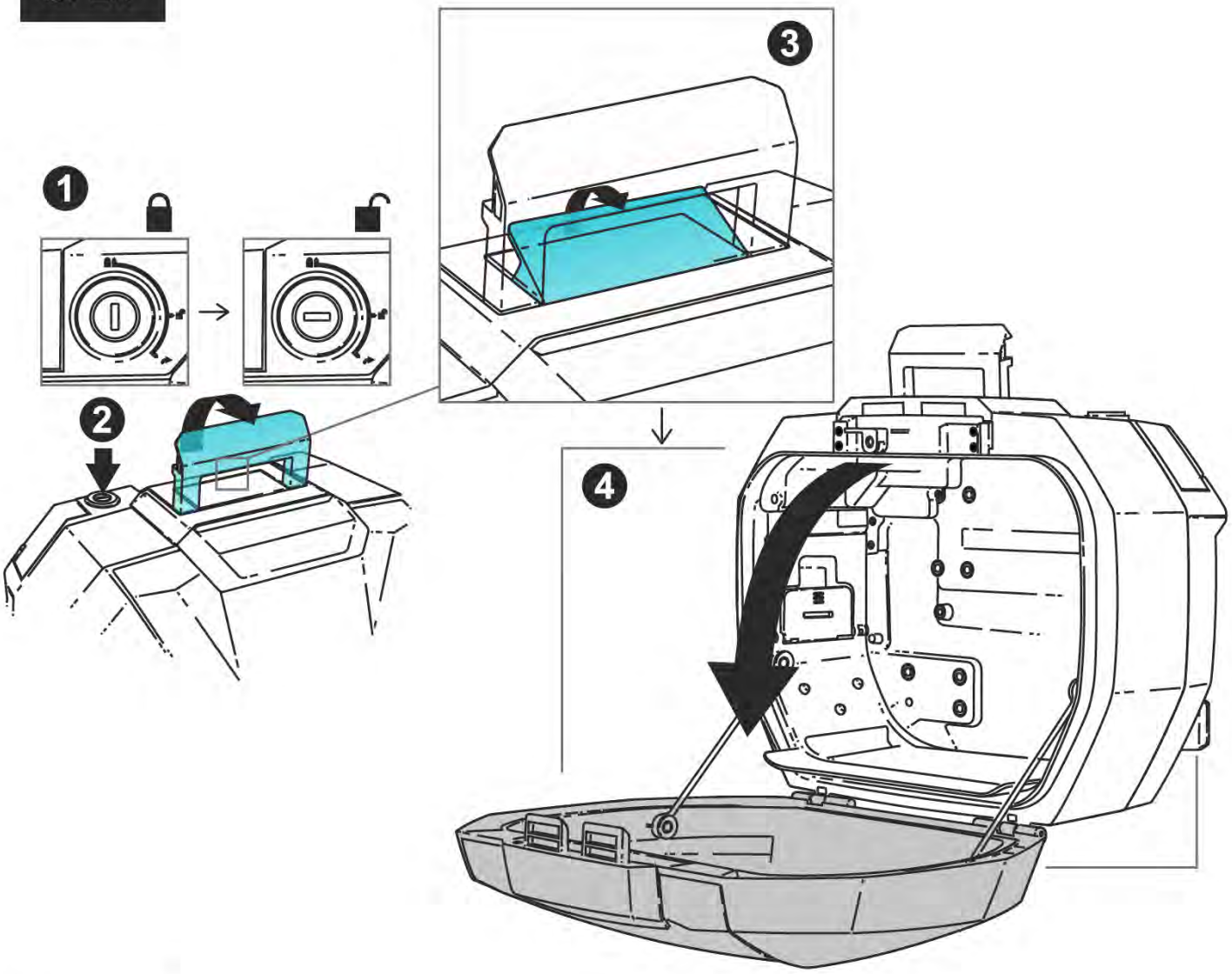

CLOSE

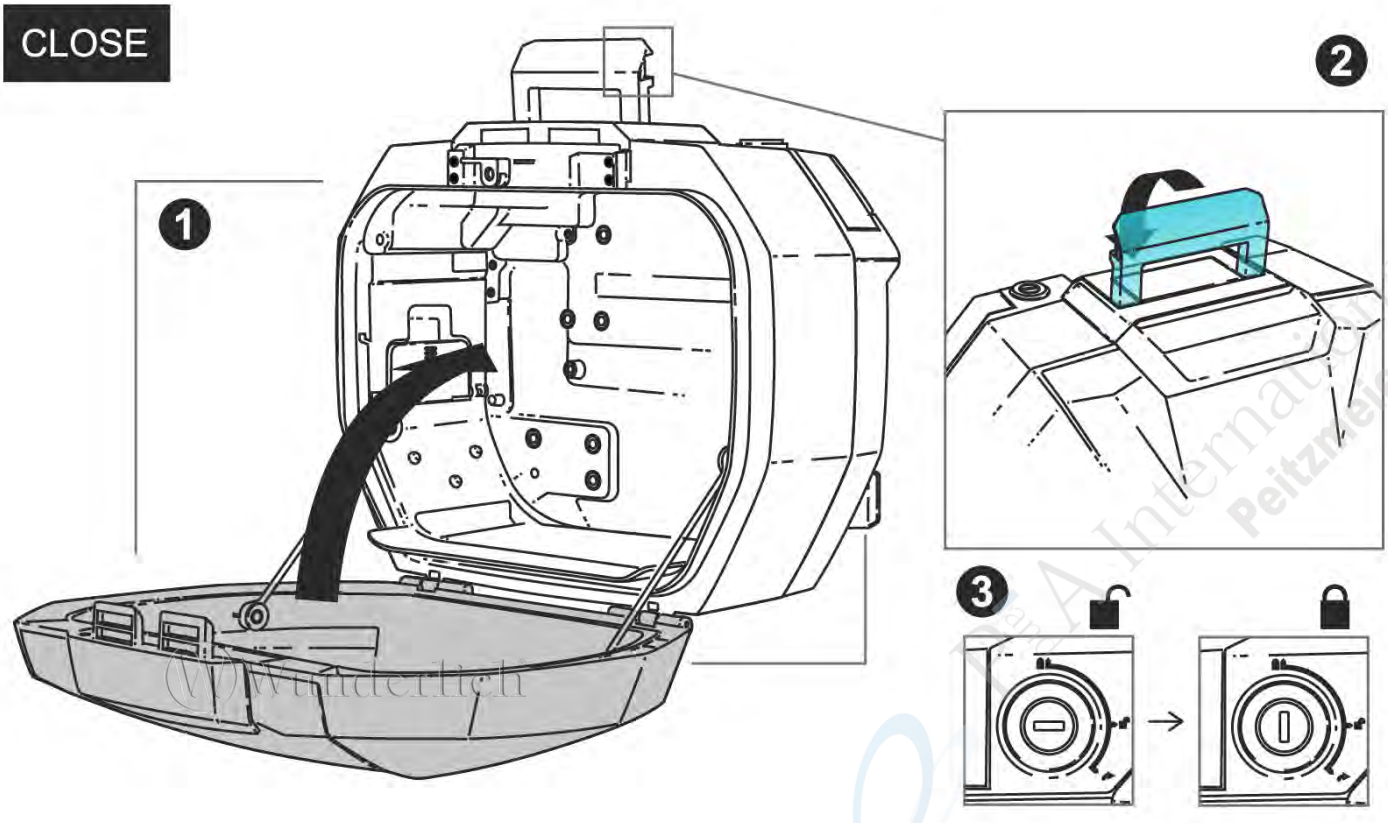

© Wunderlich
Peitzmeier Co.

VERGRÖßERN
EXPAND
ÉLARGIR

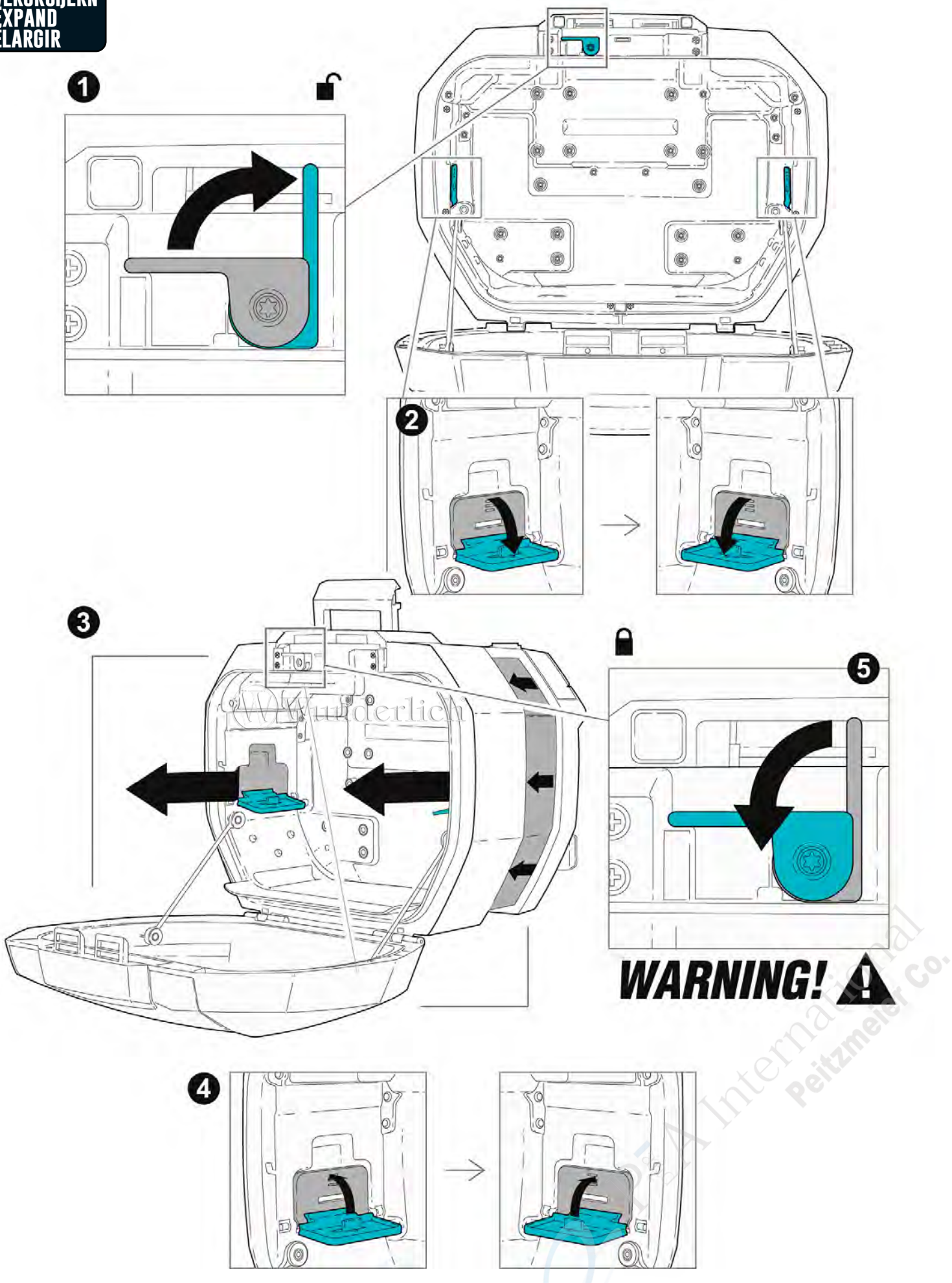

Wunderlich
Peitzmeier International Co.

VERKLEINERN
DOWNSIZE
RÉDUIRE

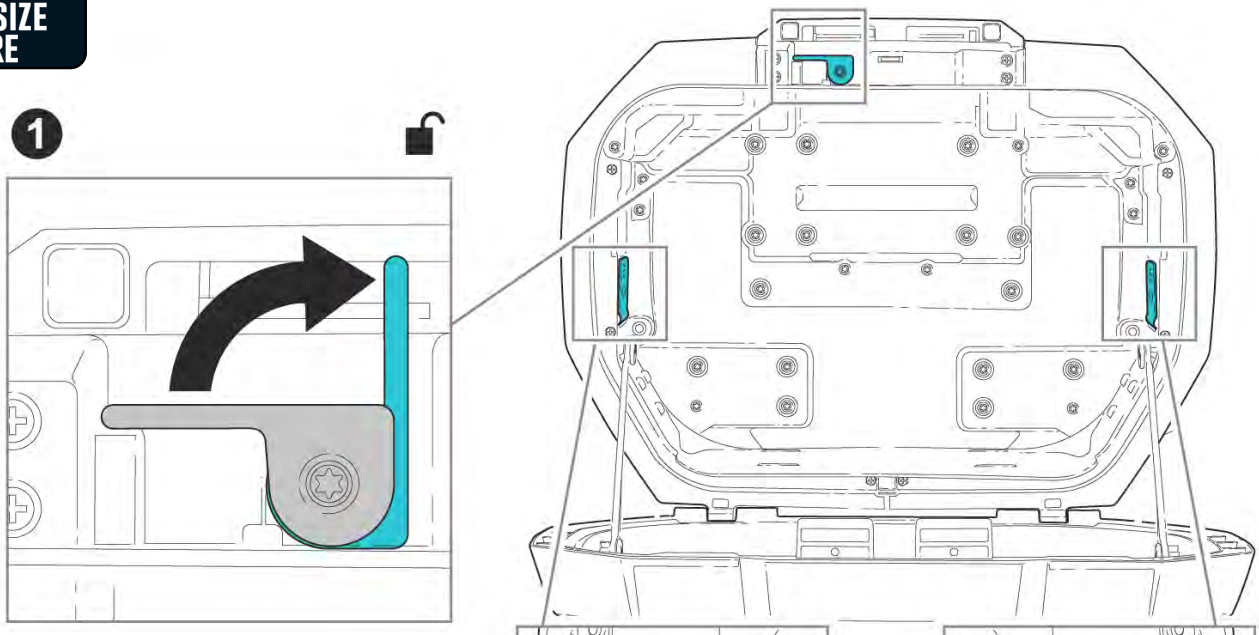

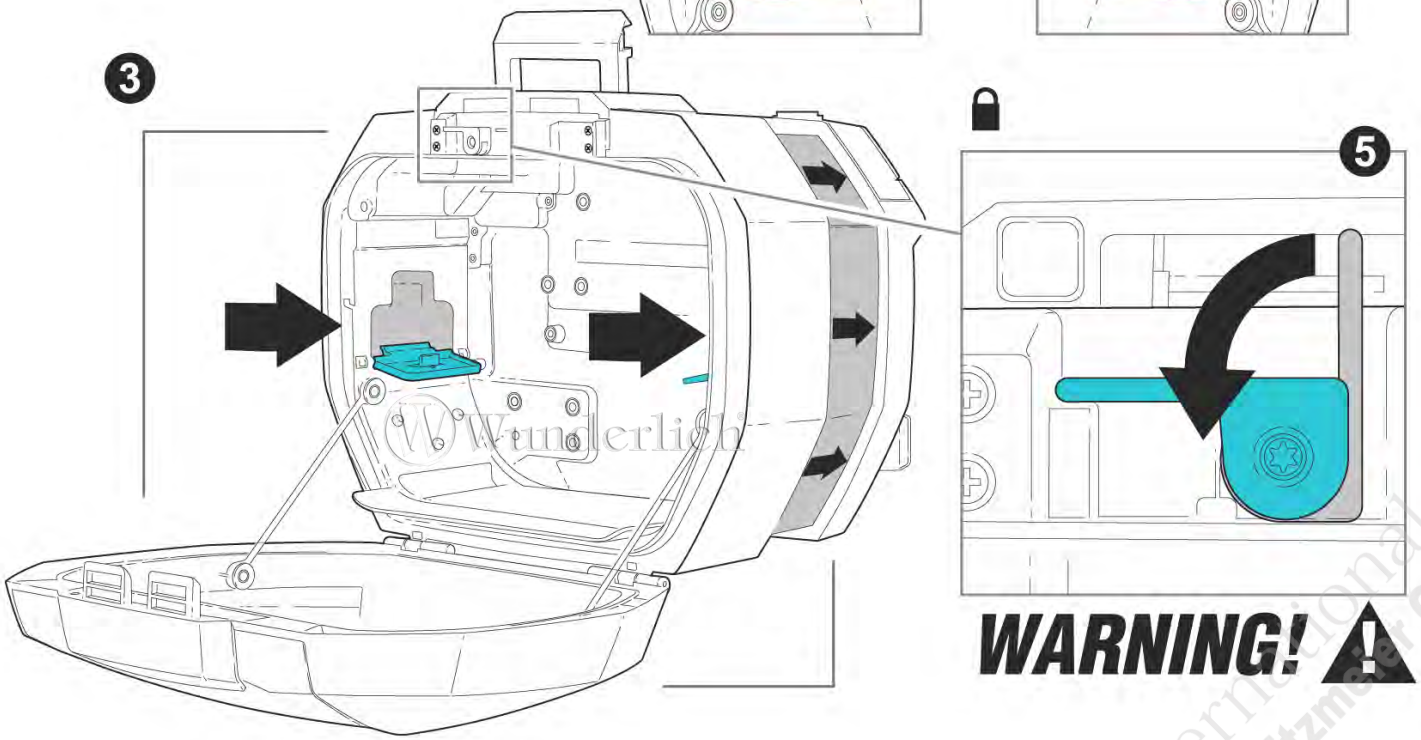

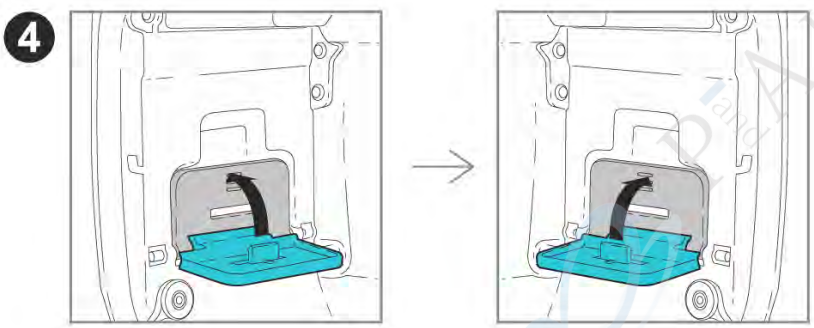

Wunderlich

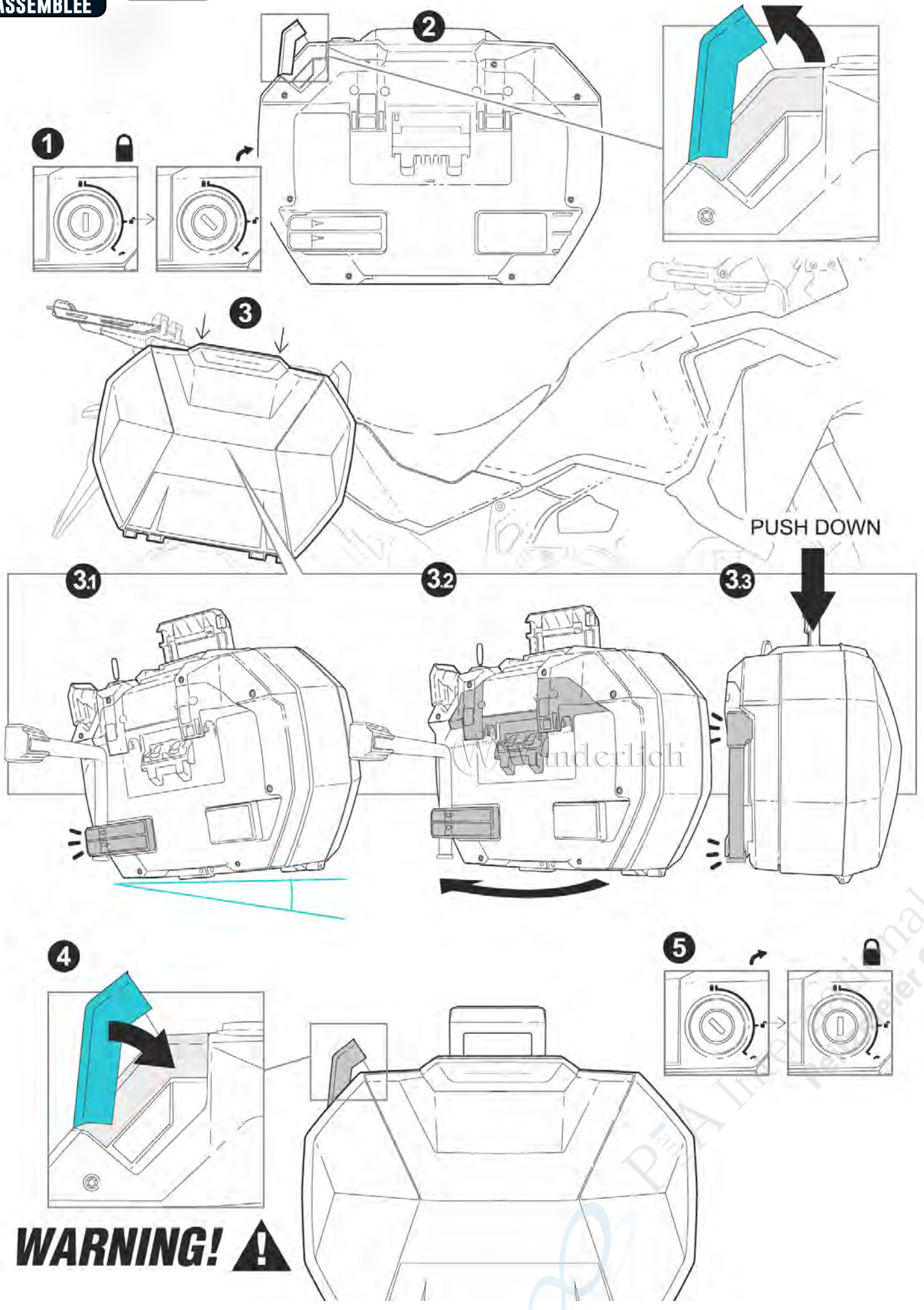

Wunderlich

MONTAGE
ASSEMBLY
ASSEMBLÉE

X-Rack light

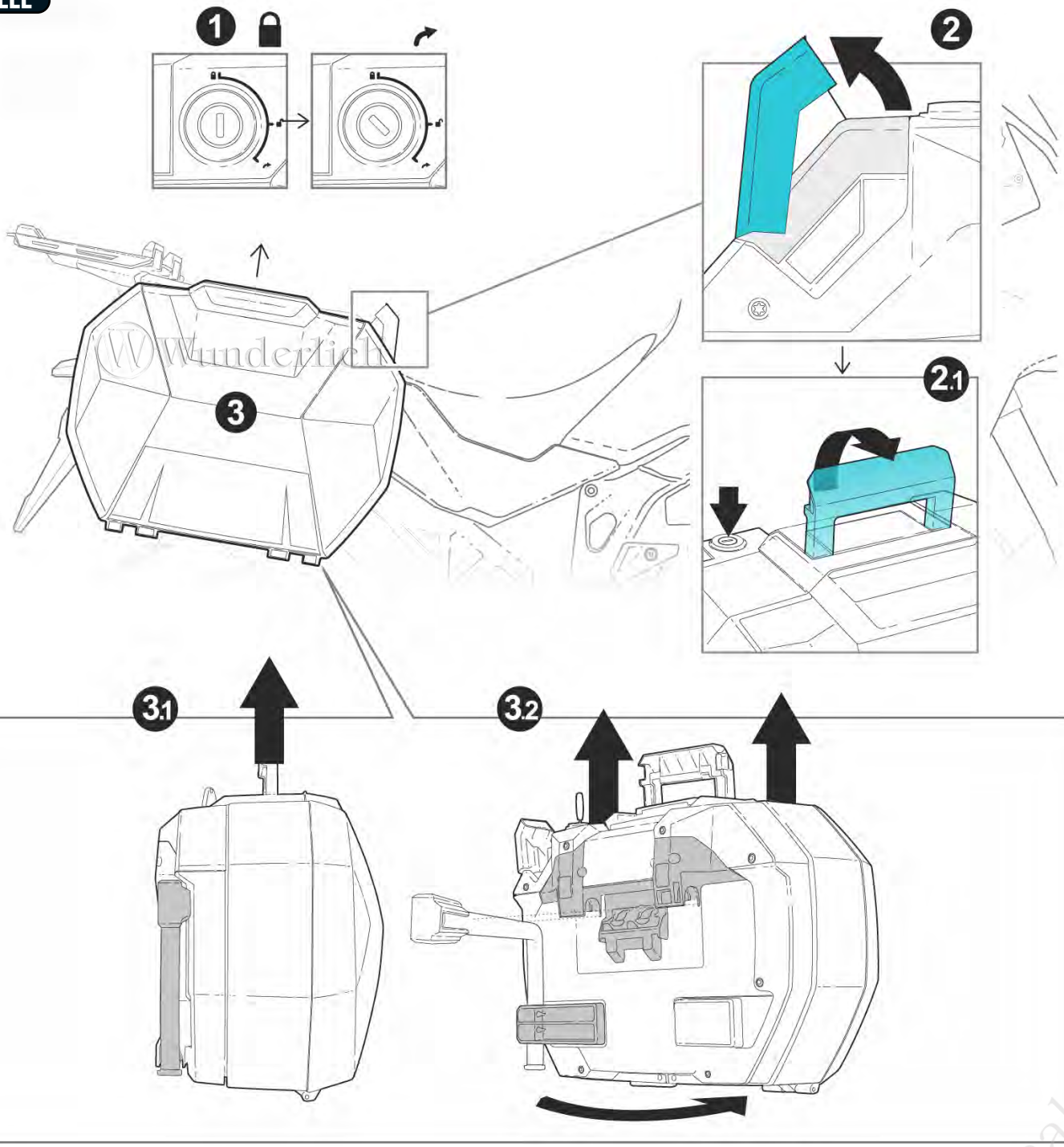

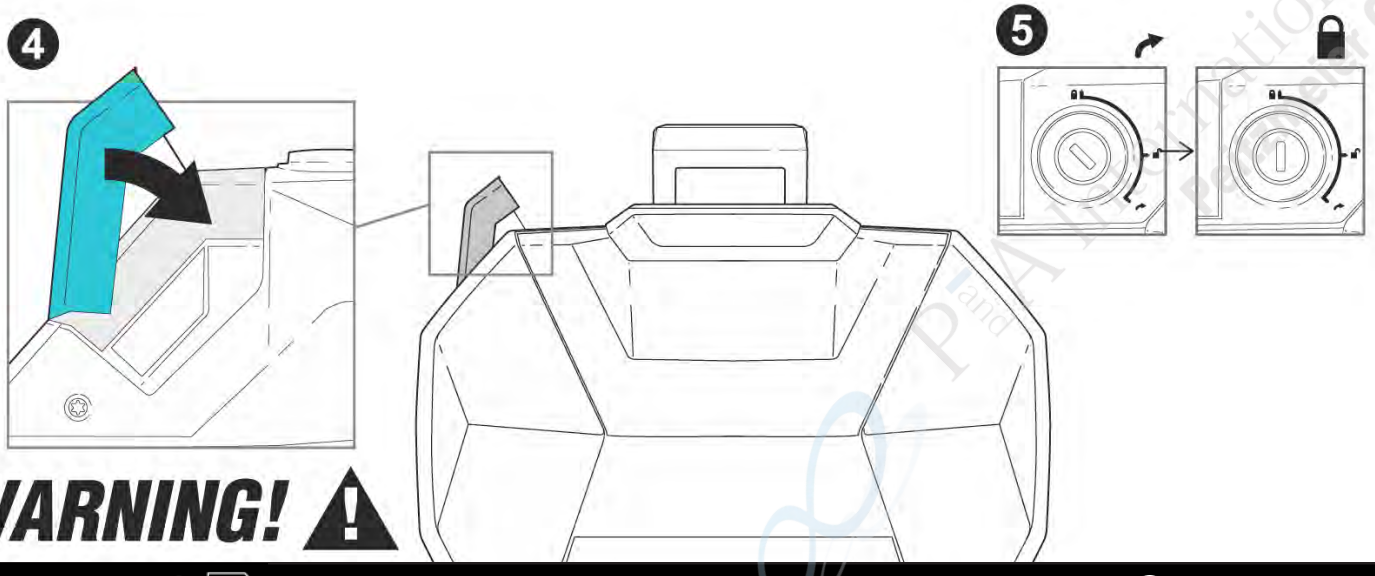

WARNING!

Wunderlich

Adapter Variokoffer x30 auf X-Rack

Adapter Variocase x30 to X-Rack I Adaptateur Variocase x30 à X-Rack I Adaptador Variocase x30 a X-Rack I Adattatore Variocase x30 a X-Rack

Art.-Nr: **30187-002**





P&A International
Peitzmeier Co.

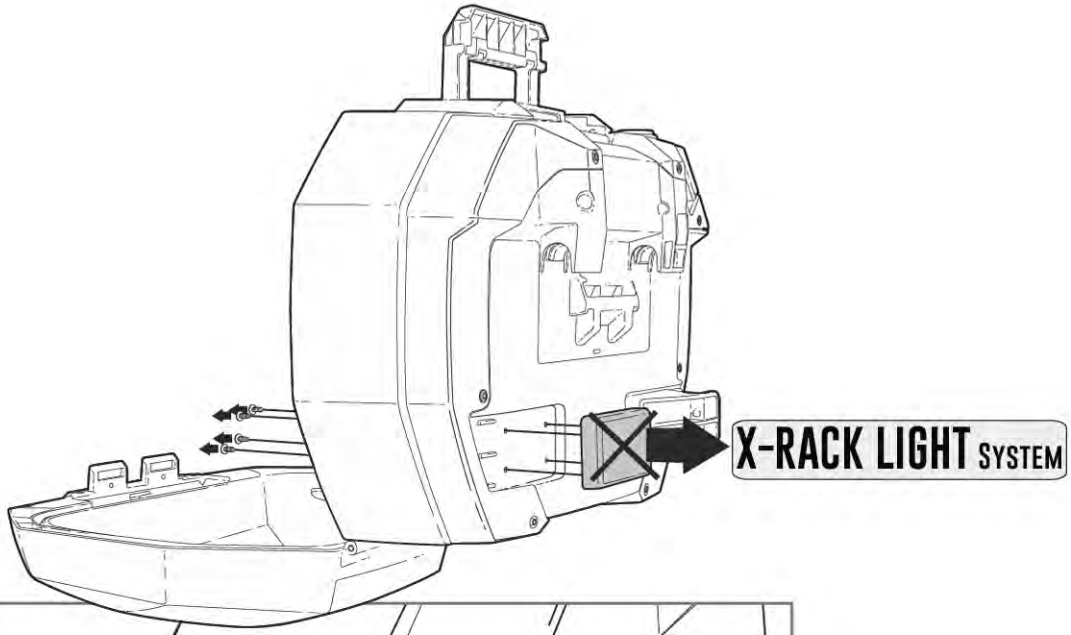

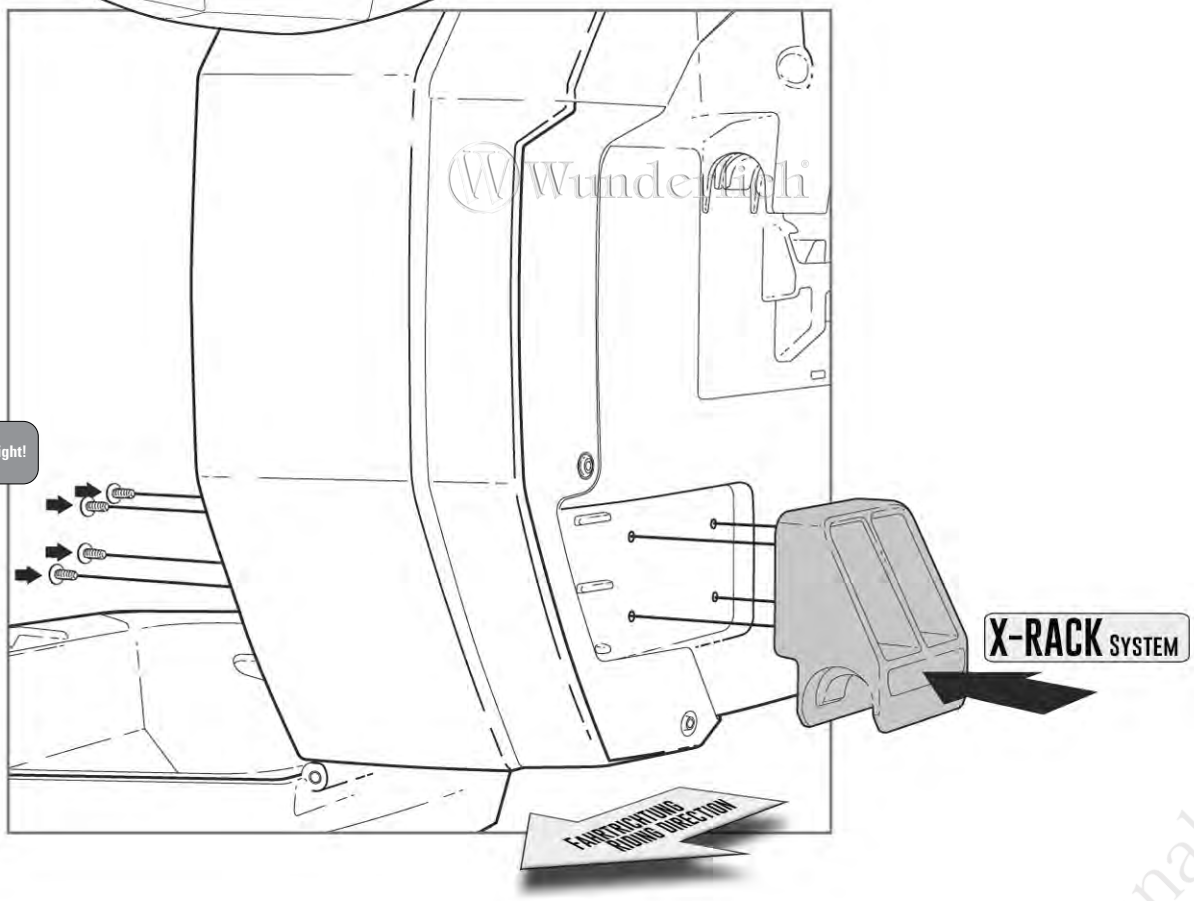

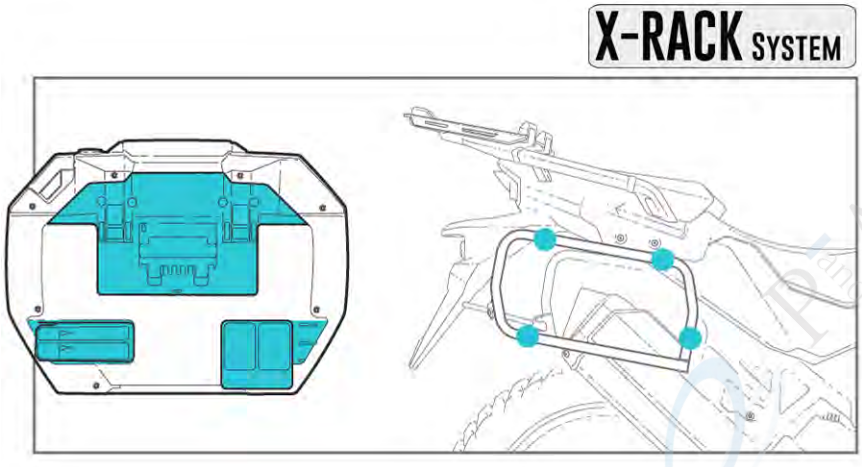

Wunderlich
PEA International
Peitzmeier Co.

Schließzylinder in X-Case x30 einbauen

Install the lock cylinder in X-Case X30 I Installer le cylindre de fermeture dans le X-Case x30 I Instalar cilindro de cierre en X-Case x30 I Installare il cilindro di chiusura in X-Case x30

Art.-Nr: **30164-200**

1



2



3.1



3.2



P and A International Petzmeier Co.

4



5



6



7

Bitte codieren Sie erst das Schloss, bevor es eingebaut wird.
Please code the lock before installing it.
Veuillez coder la serrure avant de l'installer.



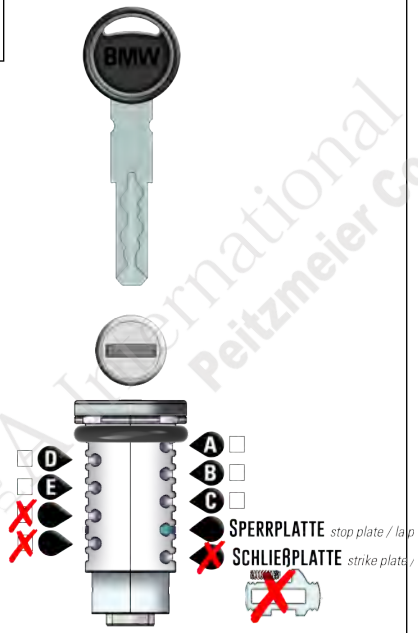

PA International
Peitzmeier Co.


8


9


10
!


11

12



13



14



15



P&A International
Peitzmeier Co.

16



17



18



19



KOFFERTRÄGER X-RACK LIGHT

X-RACK light pannier rack | Support de valises X-RACK light | Portaequipajes X-RACK light | Portavaligie X-RACK light

Art.-Nr: **30184-XXX**

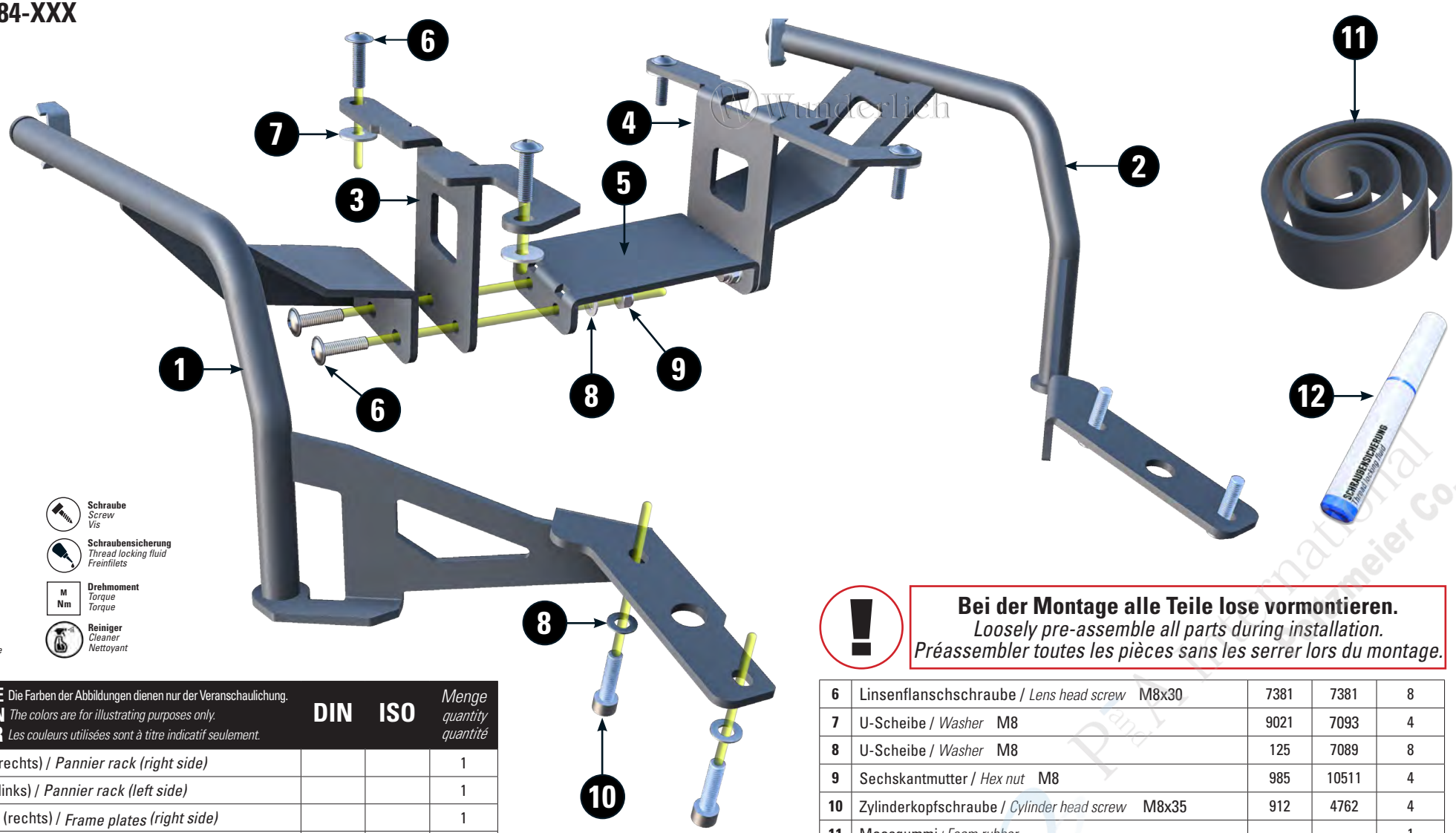

LEGENDE/*Key/file Légende*

- **A nbau Tipp** *Fitting tip* *Astuce de montage*
- **Achtung** *Attention* *Attention*
- **Vergrößerung** *Magnification* *Grossissement*
- **Montagepaste** *Fitting lubricant* *Lubrifiant de montage*
- **Schraube** *Screw* *Vis*
- **Schraubensicherung** *Thread locking fluid* *Freinfilets*
- **Drehmoment** *Torque* *Torque* (M Nm)
- **Reiniger** *Cleaner* *Nettoyant*

#	Bauteil *component* *composant* — DE Die Farben der Abbildungen dienen nur der Veranschaulichung. EN *The colors are for illustrating purposes only.* FR *Les couleurs utilisées sont à titre indicatif seulement.*	DIN	ISO	Menge *quantity* *quantité*
1	Kofferträger (rechts) / *Pannier rack (right side)*			1
2	Kofferträger (links) / *Pannier rack (left side)*			1
3	Rahmenblech (rechts) / *Frame plates (right side)*			1
4	Rahmenblech (links) / *Frame plates (left side)*			1
5	Mittelstrebe / *Center brace*			1

Bei der Montage alle Teile lose vormontieren.
Loosely pre-assemble all parts during installation.
Préassembler toutes les pièces sans les serrer lors du montage.

6	Linsenflanschschraube / *Lens head screw* M8x30	7381	7381	8
7	U-Scheibe / *Washer* M8	9021	7093	4
8	U-Scheibe / *Washer* M8	125	7089	8
9	Sechskantmutter / *Hex nut* M8	985	10511	4
10	Zylinderkopfschraube / *Cylinder head screw* M8x35	912	4762	4
11	Moosgummi / *Foam rubber*			1
12	Schraubensicherung / *Thread locking fluid*			1

13.06.2025

Paul Lange International Lehmeier Co.

1



2



3



Wunderlich GmbH I Joseph-von-Fraunhofer-Str. 6-8 I DE-53501 Grafschaft-Ringen I info@wunderlich.de I www.wunderlich.de I Tel.: +492641-3082-0

FR ÉLÉMENTS D'EMBALLAGE 22 PAP Al Azul

4



5



6



7



Die Rahmenbleche wie dargestellt von beiden Seiten mit Moosgummi bekleben.
Cover both sides of the frame plates with foam rubber as shown.
Recouvrez les deux faces des plaques de cadre avec de la mousse, comme indiqué.

9



8

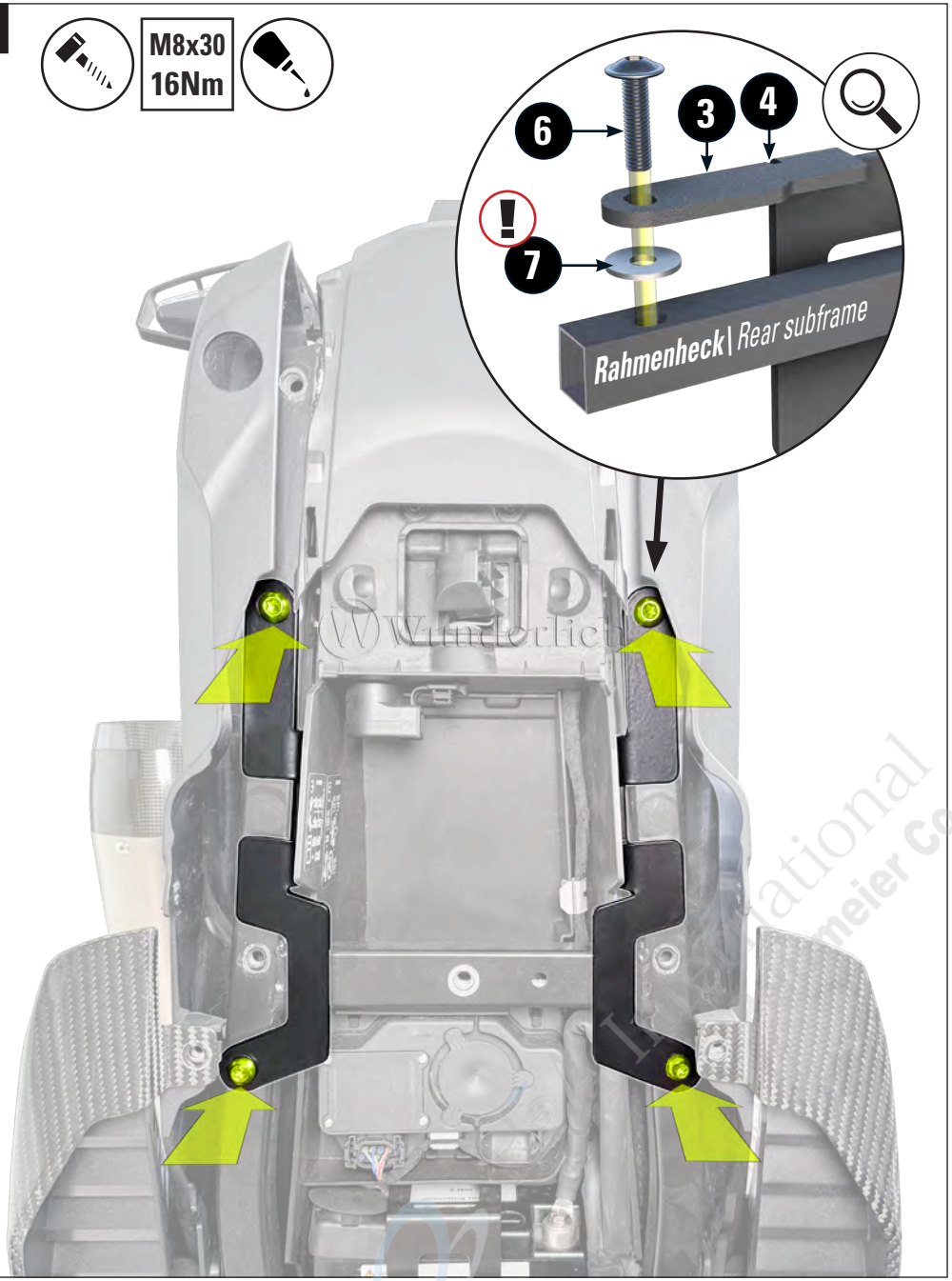

Wunderlich GmbH I Joseph-von-Fraunhofer-Str. 6-8 I DE-53501 Grafschaft-Ringen I info@wunderlich.de I www.wunderlich.de I Tel.: +492641-3082-0

FR ÉLÉMENTS D'EMBALLAGE 22 PAP Al Azul

10



Wunderlich
Peitzmeier International Co.

11



12



Wunderlich GmbH I Joseph-von-Fraunhofer-Str. 6-8 I DE-53501 Grafschaft-Ringen I info@wunderlich.de I www.wunderlich.de I Tel.: +492641-3082-0

FR ÉLÉMENTS D'EMBALLAGE 22 PAP Al Azul

13



Wunderlich GmbH I Joseph-von-Fraunhofer-Str. 6-8 I DE-53501 Grafschaft-Ringen I info@wunderlich.de I www.wunderlich.de I Tel.: +492641-3082-0

FR ÉLÉMENTS D'EMBALLAGE 22 PAP Al Azul